



US Patent #9315211

Designed to increase your ability and flexibility to bring more material to the field and/or haul tracked equipment, the Transport-HD is not your average material trailer. The patented steer by inertia front axle and unique drawbar design allow this wagon to follow the same path as the tow vehicle and reacts like a conventional trailer, even when backing up!

All **SMART** Wagons reduce work truck overload risks by providing **ZERO TONGUE LOAD** and **INCREASED LOAD CAPACITY**.

Unlike conventional trailers, **SMART** Wagons do not transfer any load to the work truck. This allows more material to be hauled to the jobsite **SAFELY**. The Transport-HD can haul tracked machines up to 10,000 pounds when equipped with the 16k brake and ramp options.

The wagon's low center of gravity increases highway stability and makes access to cargo and stowage compartments easy & convenient.

Because the wagon has no tongue load, it is easy to uncouple from the work truck to become a stand alone "work station".

Optional equipment and electrical add-ons make the **SMART** Wagon a valuable addition to your fleet's capabilities.

### Standard Product Features:

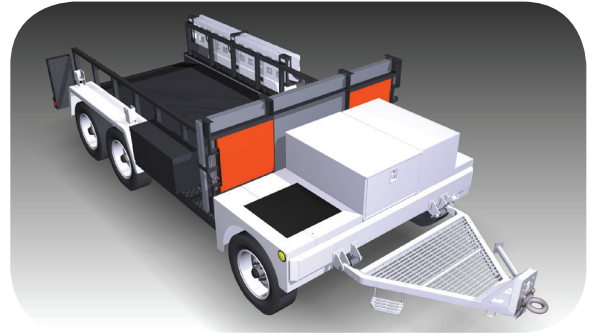
- Patented Self-Steer Technology
- No Tongue Load
- Folding Tongue with Latch
- Removable Tongue Jack
- Powder Coat Finish
- Line-X Bed Liner – Non Skid
- Odometer
- Document Holder – Truck-Lite 97960
- 5,000 lb. Rated Front Self-Steer Axle
- 16,000 lb. Rated Tandem Rear Axles
- 12 1/4" x 3 3/8" Electric Brakes – Rear Axles
- 6 – Tires - Goodyear ST 235/80R16 10 Ply
- Min. Rating – 3,420 lb. each
- 5000 lb. Empty Trailer Weight
- 16,000 lb. GVWR
- 11,000 lb. Payload Rating

### Wagon Options:

- 12x2 Hydraulic Surge Brakes - No Charge Option
- Adjustable 4-Position Hitch with 2.5" Eye
- Safety Chains w/Hooks to NATM Code
- Man Basket Bracket Location – Front Platform
- Toolbox – Driver's Side Front Platform
- Battery/Stowage Box – Center Front Platform
- Side Steps Platforms – Both Sides
- Pole Puller Stowage Box – Driver's Side Step
- Mat and Outrigger Stowage Brackets - Bulkhead
- Dovetailed Rear Bumper w/Ramp Attaching Pts.
- 2 – Drop Leg Ramp Support Jacks – Rear Bumper
- 2 - Folding Aluminum Ramps – Detachable
- 15 Degree Max Ramp Angle
- Ramp Stowage Brackets – Driver's Side Fender
- Removable Tailgate – Channel Mounted
- Lashing D Rings and Tie Points for Cargo and DB37
- Lockable Boxes and Lockable Mat/Pad Brackets

Model **TRANSPORT HDCE**

## Heavy Duty Cargo and Equipment Wagon



### Specifications & Capacities

- 12V Solar Battery Charger – Min. 20 Watt Cap.
- 12V Solar Charger Controller in Center Platform Box
- 1 - Sealed Rechargeable Battery – Min. MK # ES17-12
- 120 VAC Battery Charge Posts in Center Platform Box
- Breakaway Switch
- 7 Pole Round Pin 12Volt Electrical Connector System
- 7 Pole 48" Connector Cable w/Plug on Both Ends
- Sealed LED Running Light System – FMVSS 108
- Reverse Self Steer Actuator Connector
- Reverse Alarm
- Sealed Backup Lights

### Altec Supplied Items

- Man Basket Bracket
- Chocks
- Jib Stowage Brackets
- Chains/Straps and Ratchet Binders for Cargo and DB37

### Approved Tire Sources

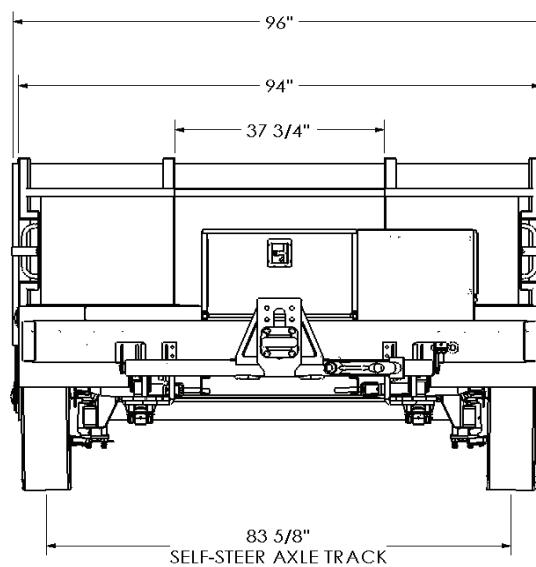
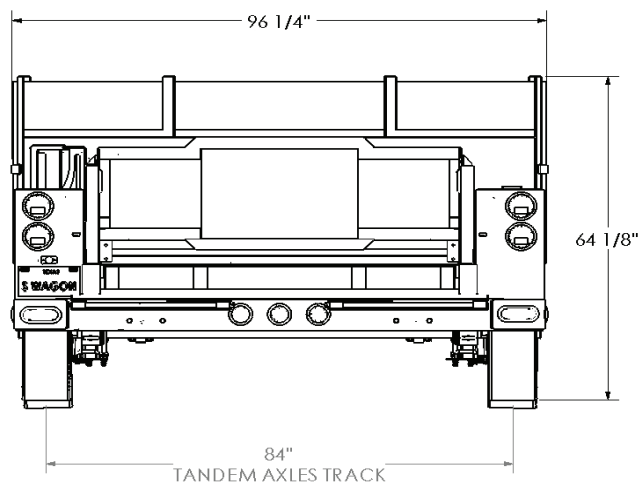
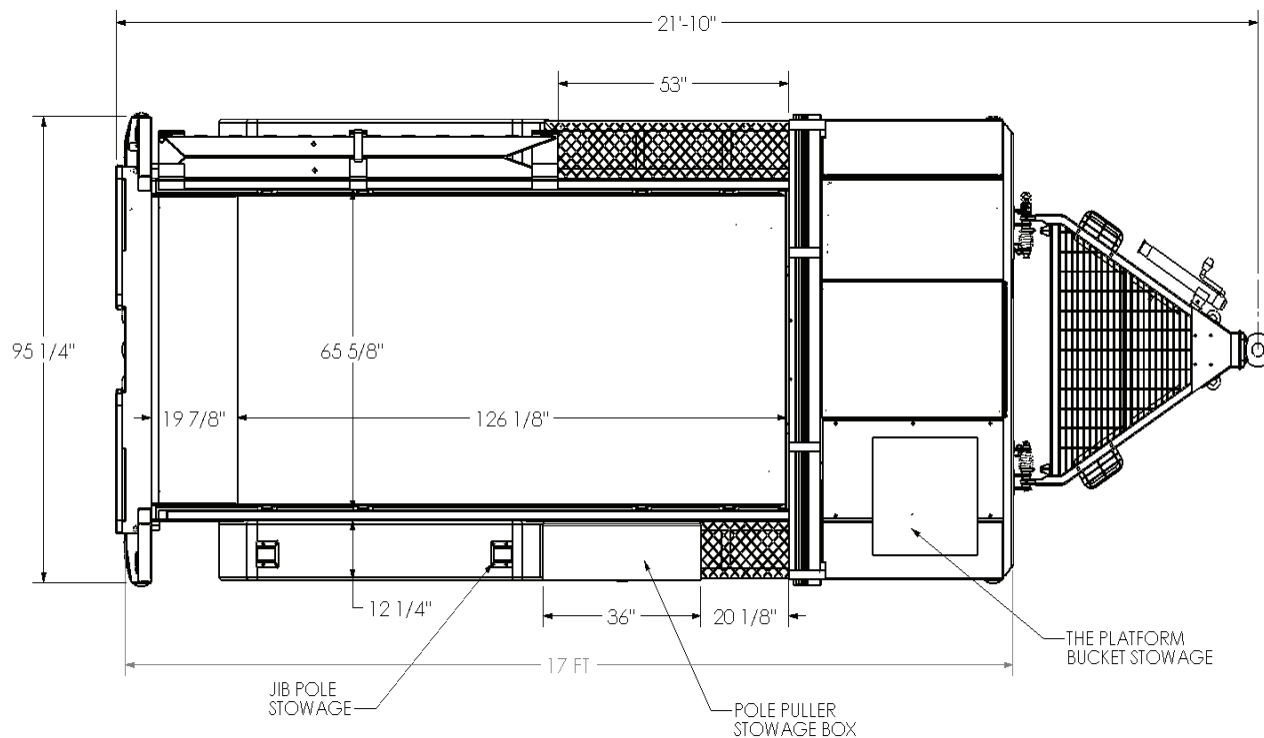
- Goodyear
- Continental
- Michelin
- Bridgestone

[www.smartwagons.com](http://www.smartwagons.com)



US Patent #9315211

# Model TRANSPORT HDCE





US Patent #9315211

## Model TRANSPORT HDCE

